



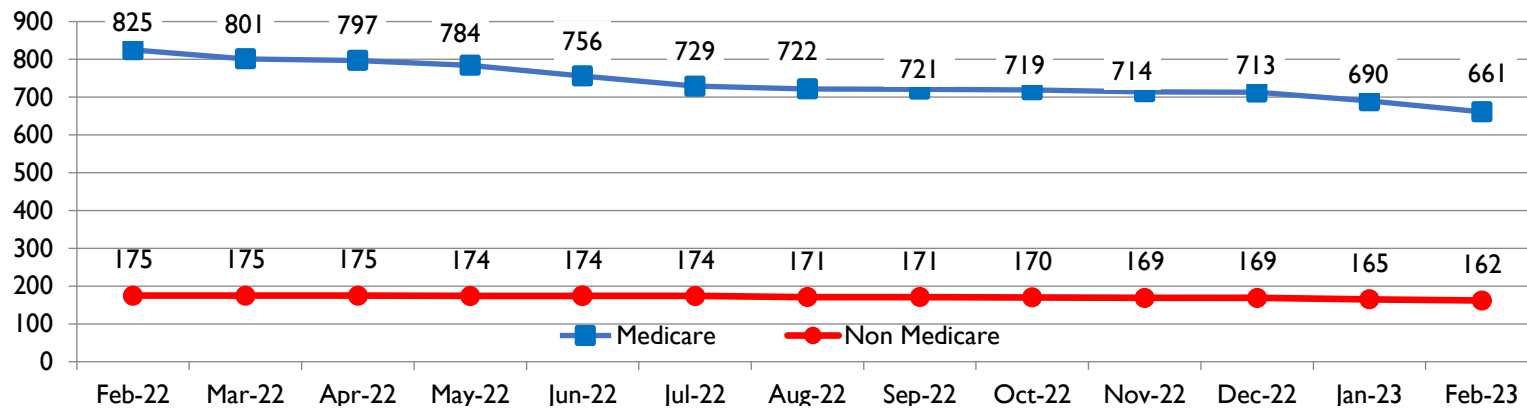
WSHIP Dashboard February 2023

An Overview Summary of the Administrator's Monthly Operations Report and Pool Activities





Enrollment Summary

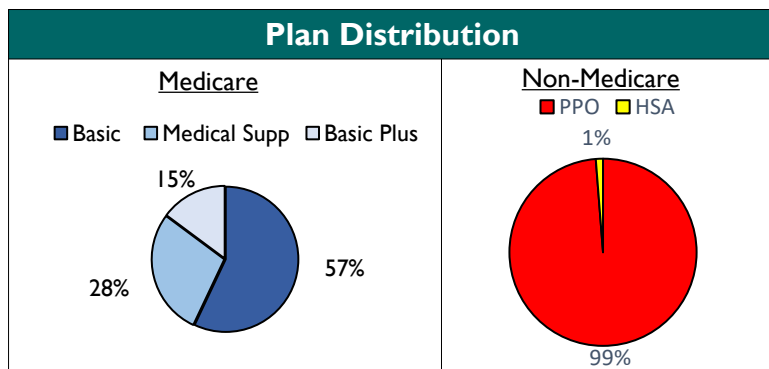


Applications Received

Medicare: 3

Non-Medicare: 0 (Closed)

Individuals	Feb-22	Mar-22	Apr-22	May-22	Jun-22	Jul-22	Aug-22	Sep-22	Oct-22	Nov-22	Dec-22	Jan-23	Feb-23
Total Enrollment	1000	976	972	958	930	903	893	892	889	883	882	855	823
3rd Party Sponsorship	600 (60%)	581 (60%)	579 (60%)	572 (60%)	553 (59%)	527 (59%)	517 (58%)	522 (59%)	519 (59%)	517 (59%)	515 (58%)	499 (58%)	471 (57%)
Non-Medicare	136 (78%)	136 (78%)	136 (78%)	136 (78%)	136 (78%)	136 (78%)	133 (77%)	134 (77%)	133 (77%)	134 (79%)	134 (79%)	131 (79%)	129 (80%)
EHIP	122	122	122	122	122	122	120	120	120	120	120	119	118
Other (Mostly AKF)	14	14	13	14	14	14	13	13	13	14	14	12	11
Medicare (Mostly AKF)	464 (56%)	445 (56%)	443 (56%)	436 (55%)	412 (53%)	391 (54%)	384 (53%)	388 (53%)	386 (53%)	383 (54%)	381 (53%)	368 (53%)	342 (52%)



Medicare Member Profile

Average Age: 61
 Gender: Female 41% Male 59%
 Top Diagnosis: Kidney & Urinary Disease

Non-Medicare Member Profile

Average Age: 46
 Gender: Female 30% Male 70%
 Top Diagnosis: HIV / AIDS

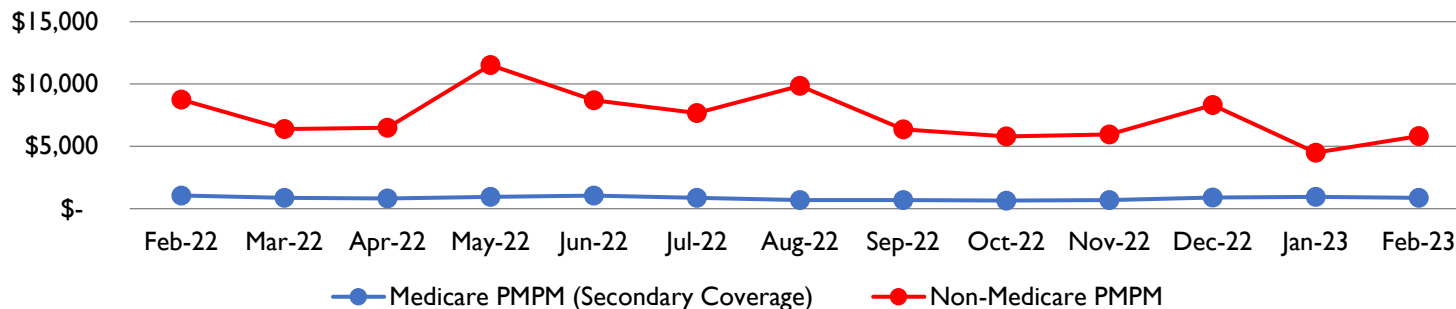
Monthly Activity



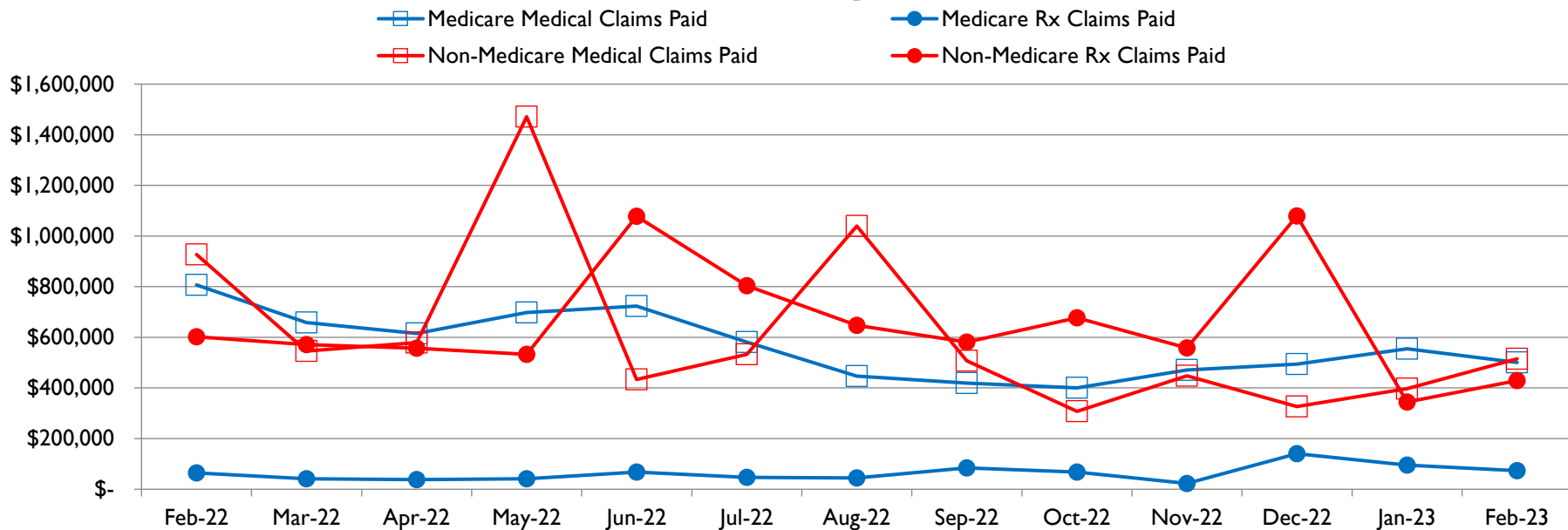
High Dollar Claims (over \$100,000)

None

Claims Paid Per Member Per Month



Medical & Pharmacy Claims Paid

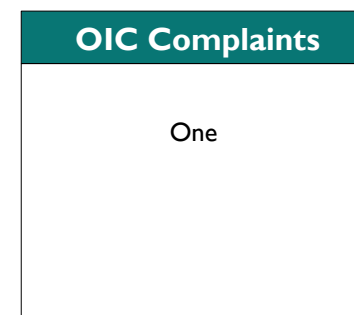
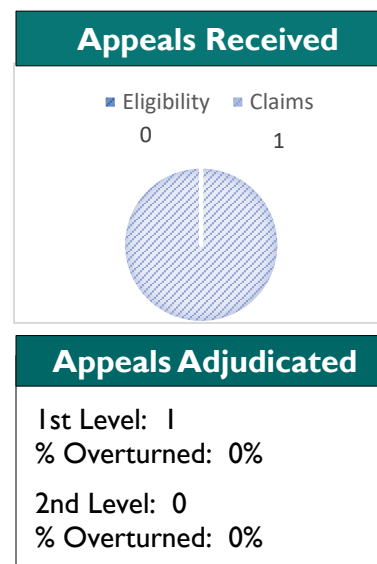
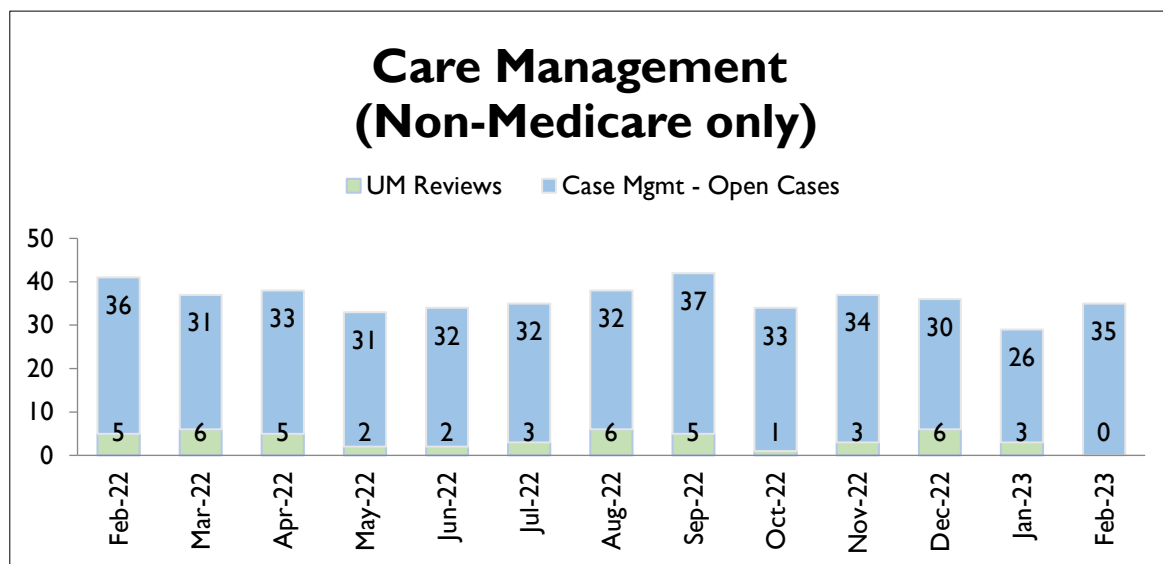


Monthly Activity



Service Levels

Metric	Feb-22	Mar-22	Apr-22	May-22	Jun-22	Jul-22	Aug-22	Sep-22	Oct-22	Nov-22	Dec-22	Jan-23	Feb-23
Customer Service:													
Average Calls per Day	33	34	35	37	38	39	41	41	41	42	40	40	38
Speed of Answer (Standard 60 Sec)	270	268	171	50	53	48	60	110	97	122	191	195	112
Top Call Reason	Status	Status	Status	Status	Status	Status	Status	Status	Status	Status	Status	Status	Status
Claims:													
Claims Processing Accuracy (Standard 97%)	100.0%	100.0%	100.0%	100.0%	100.0%	100.0%	100.0%	100.0%	100.0%	100.0%	100.0%	100.0%	100.0%
30-Day Clean Claims Processing (Standard 100%)	100.0%	100.0%	100.0%	100.0%	100.0%	100.0%	100.0%	100.0%	100.0%	100.0%	100.0%	100.0%	100.0%



Enrollment by County



WASHINGTON STATE
HEALTH INSURANCE POOL

