

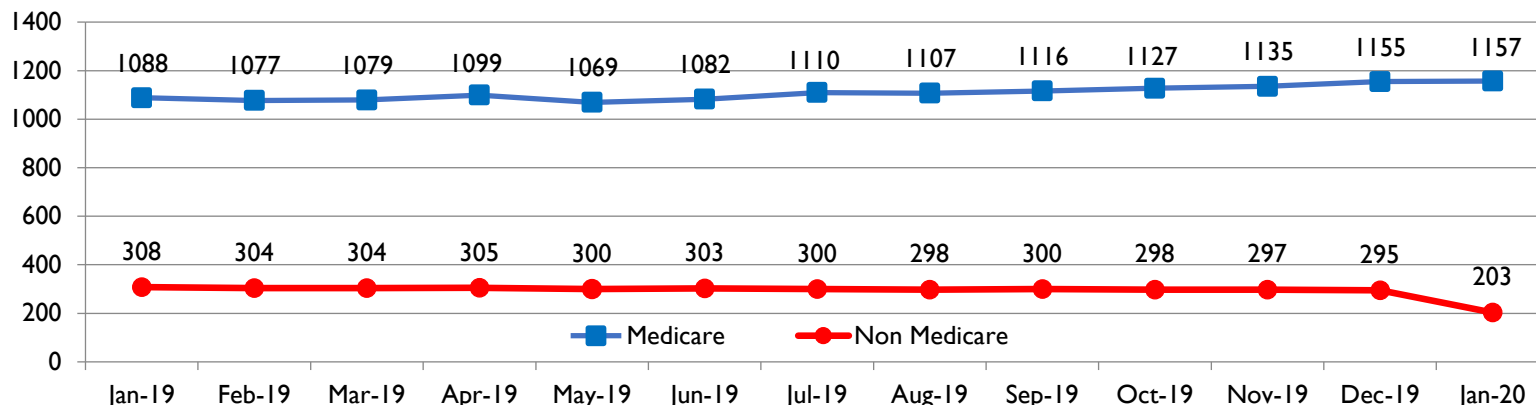


# WSHIP Dashboard January 2020

An Overview Summary of the Administrator's Monthly Operations Report and Pool Activities



# Enrollment Summary

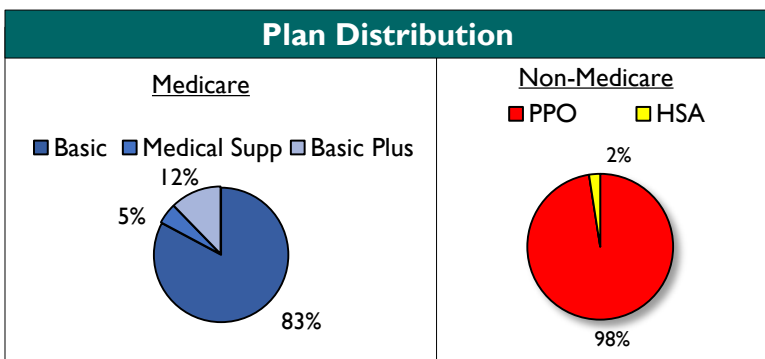


**Applications Received**

Medicare: 6

Non-Medicare: 0 (Closed)

Individuals	Jan-19	Feb-19	Mar-19	Apr-19	May-19	Jun-19	Jul-19	Aug-19	Sep-19	Oct-19	Nov-19	Dec-19	Jan-20
<b>Total Enrollment</b>	1396	1381	1383	1404	1369	1385	1410	1405	1416	1425	1432	1450	1360
<b>3rd Party Sponsorship</b>	854 (61%)	847 (61%)	845 (61%)	870 (62%)	839 (61%)	857 (62%)	879 (62%)	871 (62%)	882 (62%)	895 (63%)	907 (63%)	927 (64%)	845 (62%)
Non-Medicare	243 (79%)	242 (80%)	242 (80%)	243 (80%)	239 (80%)	241 (80%)	241 (80%)	240 (81%)	241 (80%)	240 (81%)	240 (81%)	239 (81%)	154 (76%)
EHIP	217	216	216	217	216	216	216	216	216	215	215	214	132
Other (Mostly AKF)	26	26	26	26	23	25	25	24	25	25	25	25	22
Medicare (Mostly AKF)	611 (56%)	605 (56%)	603 (56%)	627 (57%)	600 (56%)	616 (57%)	638 (57%)	631 (57%)	641 (57%)	655 (58%)	667 (59%)	688 (60%)	691 (60%)



### Medicare Enrollee Profile

Average Age: 61  
 Gender: Female 43% Male 57%  
 Top Diagnosis: Kidney & Urinary Disease

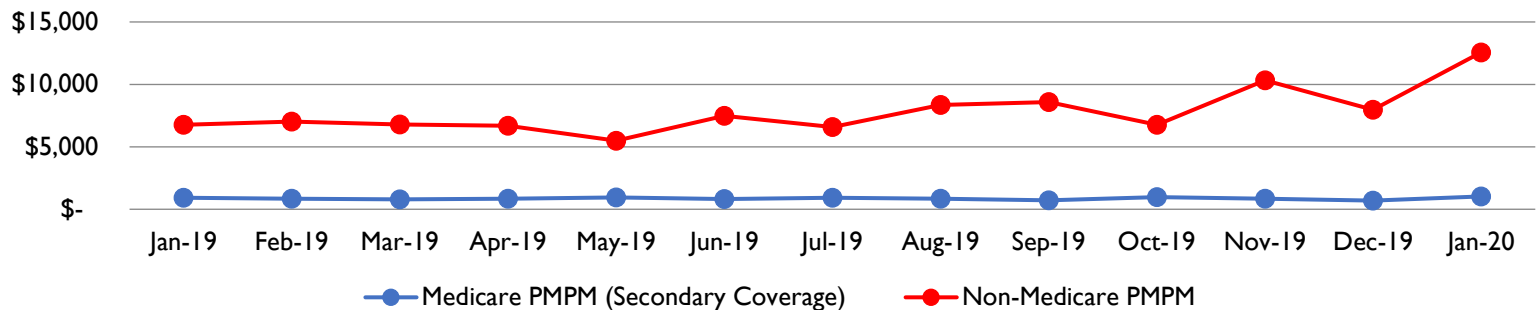
### Non-Medicare Enrollee Profile

Average Age: 45  
 Gender: Female 31% Male 69%  
 Top Diagnosis: HIV / AIDS

# Monthly Activity



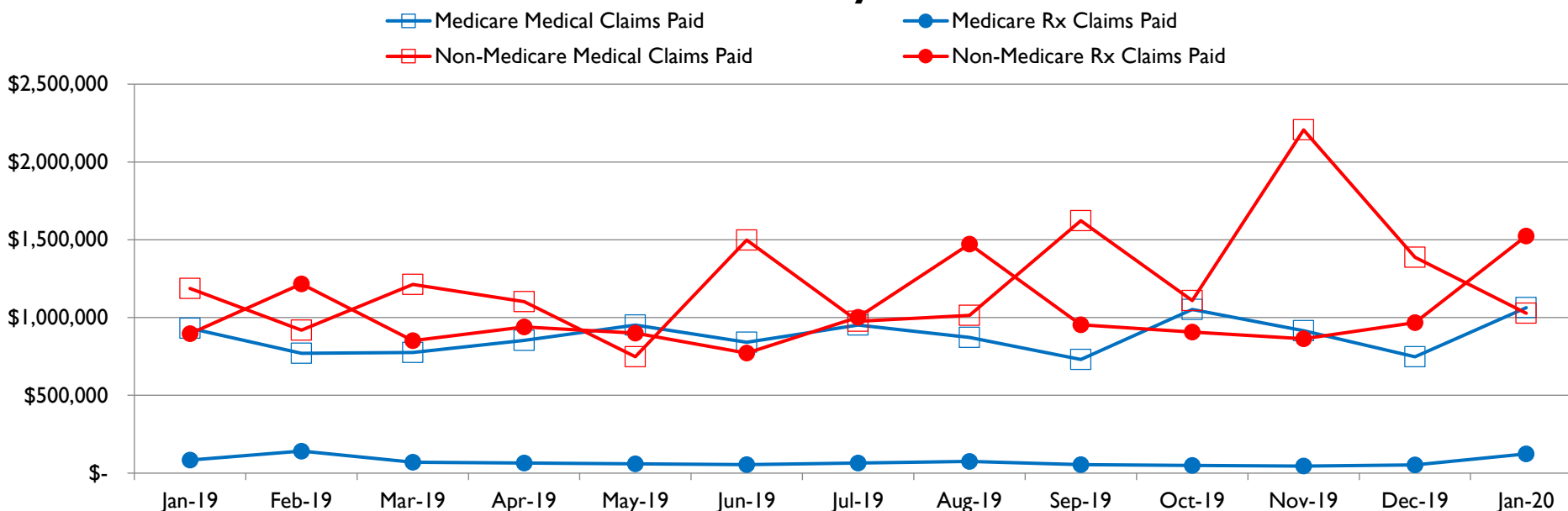
## Claims Paid Per Member Per Month



**High Dollar Claims (over \$100,000)**

1 Claim  
Total Paid: \$121,031.30, Dx: -Hemophilia

## Medical & Pharmacy Claims Paid

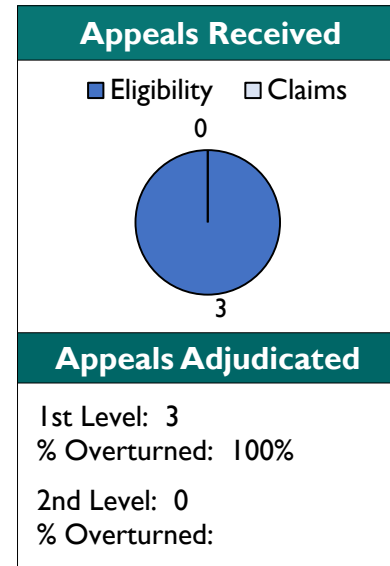
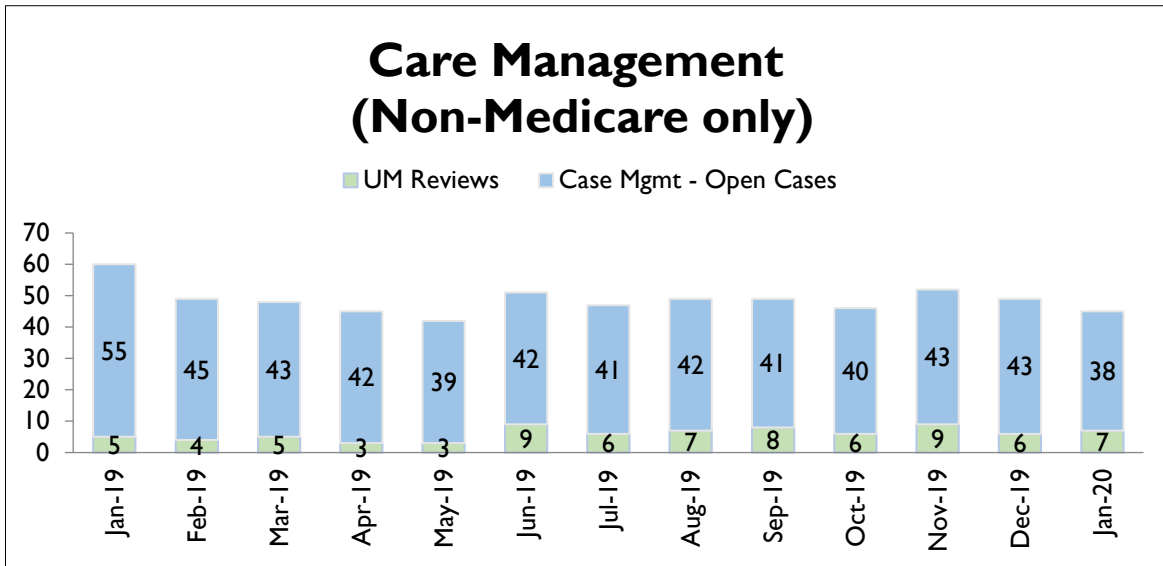


# Monthly Activity



## Service Levels

Metric	Jan-19	Feb-19	Mar-19	Apr-19	May-19	Jun-19	Jul-19	Aug-19	Sep-19	Oct-19	Nov-19	Dec-19	Jan-20
<b>Customer Service:</b>													
Average Calls per Day	40	53	39	34	30	31	36	23	28	28	32	39	41
Speed of Answer (Standard 60 Sec)	46	49	30	50	57	64	81	68	90	37	34	43	49
Top Call Reason	Status	Status	Status	Status	Status	Status	Status	Status	Status	Status	Status	Status	VOB
<b>Claims:</b>													
Claims Processing Accuracy (Standard 97%)	98.4%	99.7%	99.0%	99.1%	100.0%	99.7%	99.7%	99.5%	99.7%	99.8%	99.7%	99.7%	99.8%
30-Day Clean Claims Processing (Standard 100%)	100.0%	100.0%	100.0%	100.0%	100.0%	100.0%	100.0%	100.0%	100.0%	100.0%	100.0%	100.0%	100.0%



### OIC Complaints

None

# Enrollment by County

